


How to use these templates

- You will have to fill in the blanks by hand, please state these in capital letters to ensure legibility. You can also print onto the blank spaces.
- **Part A:** The botanical name(s) of the plants concerned.
- **Part B:** Country code of issuer (GB for the UK) followed by your unique registration number.
- **Part C:** Traceability code
- **Part D:** Country of Origin
- Barcodes or QR codes are optional
- Please see more examples and detail on [GOV.uk](https://www.gov.uk) and on the [Plant Health Portal](#).

Part A

Standard Plant Passports



Plant Passport

A

B

C

D



Plant Passport

A

B

C

D



Plant Passport

A

B

C

D



Plant Passport

A

B

C

D



Plant Passport

A

B

C

D



Plant Passport

A

B

C

D



Plant Passport

A


B

C

D

Part B

Plant Passports for a Protected Zone



Plant Passport – PZ

A

B

C

D



Plant Passport - PZ

A

B

C

D



Plant Passport - PZ

A

B

C

D



Plant Passport - PZ

A

B

C

D




Plant Passport -
PZ

A

B

C

D



Plant Passport -
PZ

A

B

C

D



Plant Passport -
PZ

A


B

C

D

Part C

**Plant Passports combined
with a Certification Label**



Plant Passport



Plant Passport



Plant Passport



Plant Passport



Plant Passport




Plant Passport



Plant Passport

Part D

**Plant Passports for a
Protected Zone combined
with a Certification Label**



Plant Passport - PZ



Plant Passport - PZ



Plant Passport - PZ



Plant Passport - PZ



Plant Passport -
PZ



Plant Passport -
PZ



Plant Passport -
PZ