



Department
for Environment
Food & Rural Affairs

Smarter Rules for Safer Foods

Plant Health Regulation – Plant Passports and the Seed Marketing Sector

Updated 25th September 2020

The new Plant Health Regulation (PHR) applies directly to the UK from 14 December 2019. This factsheet outlines the changes for Plant Passports (PP) regarding seed and other propagating material, and what UK businesses need to do to comply.

What is the Plant Health Regulation?

- The PHR is part of a wider set of changes introduced across the European Union (EU) under the Smarter Rules for Safer Food (SRSF) package on 14 December 2019.
- Protecting plant health helps agriculture and forestry sectors remain sustainable and competitive, as well as protecting domestic biodiversity and ecosystems.
- Globalised trade and climate change now present a greater risk to these sectors. The new EU PHR sets out controls and restrictions that will apply to imports and internal movement within the UK and the wider EU of certain plants, plant pests, and other materials like soil, to help reduce these risks.
- The widened scope of what will require a plant passport means a more proactive approach can be taken to plant health, rather than a reactive approach.
- The UK left the EU on 31 January and is in a transition period until 31 December. EU law, including the new Plant Health Regulation, continues to apply to the UK throughout the transition period.

Changes are in the following areas:

- Plant Passport requirements extend to seed of certain species
- Authorisation of operators to issue Plant Passports
- Registration of operators to handle passported material
- Record keeping.

What changed for plant passports from 14 December 2019?

Plant Passports (PP):

- Seed of certain species came under the scope of plant passporting for the first time.
- This seed requires a PP for movement within the UK and the EU. A list can be found here on [GOV.UK](https://www.gov.uk) and in the annex to this document.
- All other types of propagating material ('plants for planting') will need a PP.
- For seed and other propagating material, the PHR sets out a list of pests and their hosts, known as **Regulated Non-Quarantine Pests (RNQPs)**. The PP attests to the absence of these pests or presence below a specified threshold.
- Seed with an RNQP and PP requirement has measures such as field inspections, sampling and testing, concerning the presence of the RNQP(s). However, there are transitional measures regarding these requirements, details of which can be found on the next page.

Authorisation to issue plant passports:

- Businesses issuing PPs must be authorised to do so.
- To apply for authorisation in England and Wales see the guidance on [GOV.UK](https://www.gov.uk) under 'Apply to be authorised'.

- Businesses whose principle place of business is in Scotland or Northern Ireland should contact the competent authorities in those territories for further advice on registration and authorisation.

Attaching plant passports to products:

- When both a PP is required and certification as pre-basic, basic or certified seed or other propagating material is required, the PP must be combined with the certification label and attached to the same units, e.g. bags, packets, containers or bundles. This also applies to mixtures of certified seed. The combined label avoids repeating information which is required for both purposes. Examples of combined labels can be found [here](#) in our Plant Passport Introductory Guide and on the EUR-LEX website [here](#). Outlines of PPs can be found in Annex II.
- For other material, a standard PP should be used and should be distinct from other information. This can be as a separate label or document or on the same label as other information, for example as required by seed marketing information. Examples of standard PPs can be found [here](#) in our Plant Passport Introductory Guide and on the EUR-LEX website [here](#). Outlines of PPs can be found in Annex II.
- Templates for all types of plant passport can be found [here](#).
- There is **no** exemption for plant passporting for sales through distance contracts such as online. In this circumstance, a PP must be supplied to the final consumer.

Record keeping:

- Your records must allow APHA to investigate any plant pest or disease interception or outbreak. You must keep records of all PPs issued and received for three years and make them available to APHA inspectors upon request.
- If a supplier sends you a PP in the form of a label, you may store this physically or digitally. You don't have to keep supplier documents, however, the more detail that can be speedily retrieved may help limit any statutory action.

Transitional period:

Where the PP requirement is solely because of an RNQP, there is a one year transitional period where seed and other propagating material produced before 14 December 2019 can be marketed without a PP until 14 December 2020.

Pictorial packets of seed:

If you trade in small pictorial packets of seed there are multiple options regarding the attachment of the plant passport.

- For distance sales to final users, a PP may be included on the delivery note where this is included with the seed, inside a single package that is being delivered to a final user.
- For seed going to garden centres or other re-sellers, attach the PP(s) to the outside of the box.
- Print the PP on the pictorial packet.
- Stick or attach an additional PP label to the pictorial packet.

What do businesses need to do now?

1. Check if you will require a PP under the PHR. Further information on how to do this can be found on [GOV.UK](#) and the [Plant Health Portal](#).
2. Check that you are using the correct label for your plant passport by seeing the table in Annex I as well as the introductory guide to PPs on the [Plant Health Portal](#). Outlines of PPs are available in Annex II.
3. Ensure you are registered as a professional operator with the relevant competent authority within the UK and that you have applied for authorisation to issue plant passports.
4. Check if you trade in products that have 'Protected Zone' (PZ) status. A current list of 'PZ' products can be found on [GOV.UK](#).
5. New PZ codes (scientific names or EPPO codes) can also be found on [GOV.UK](#).
6. Ensure you can meet requirements around traceability and record keeping, by seeing guidance on [GOV.UK](#).
7. Read guidance on what checks you may need regarding pests and diseases that your plants or plant products may be hosts of in order to issue a plant passport. Check the PP GOV.UK page for updates.
8. Check if you are exempted under the new regulations, if you are exempted now, and if that will remain the case. For example, trade who supply small quantities of plants exclusively to final users through means other than distance contracts are exempted.

Where can I find more information?

- For more information on Plant Health Regulations, visit the **SRSF GOV.UK page**
- For more information on Plant Health Regulations and resources such as information on pests and diseases, visit the **Plant Health Portal**

Annex I

Species and categories of seed and other propagating material that require a plant passport for movement within the UK and European Union.

The table below outlines only where there are changes in requirements, if seed and other propagating material is moved under marketing legislation then only the material in the table needs a plant passport due to RNQP (Regulated Non-Quarantine Pest) requirements and is dependent on the marketing regime the material is being marketed under.

For example, seed of *Vicia faba* (broad bean) requires a plant passport where it is marketed as vegetable seed but not when marketed as fodder seed.

If seed of species subject to marketing requirements is not listed in the table (e.g. seed of wheat or barley), it does not have any RNQP plant passport requirements and you can continue to use your current labelling system.

Remember: all plants for planting (which includes propagating material other than true seed) will need a plant passport regardless of whether there are specific RNQP requirements or not.

Table 1

Product	Species	Label required
<p>Certified material</p> <p>Pre-basic, basic or certified seed, <u>seed potatoes or fruit planting or propagating material</u></p> <p><u>And</u></p> <p>Mixtures of certified seed (where permitted by the marketing regulations)</p>	<p>Fodder seed</p> <ul style="list-style-type: none"> - <i>Medicago sativa</i> (Lucerne) <p>Cereal seed</p> <ul style="list-style-type: none"> - <i>Oryza sativa</i> (Rice) <p>Vegetable seed</p> <ul style="list-style-type: none"> - <i>Allium cepa</i> (Onion and shallot) - <i>Allium porrum</i> (Leek) - <i>Capsicum annuum</i> (Peppers) - <i>Phaseolus coccineus</i> (Runner bean) - <i>Phaseolus vulgaris</i> (French beans) - <i>Pisum sativum</i> (Peas) - <i>Solanum lycopersicum</i> (Tomato) - <i>Vicia faba</i> (Broad bean) - <p>Seed Potatoes (<i>Solanum tuberosum</i>)</p> <p>Seed of Oil and Fibre</p> <ul style="list-style-type: none"> - <i>Brassica napus</i> (oilseed rape) - <i>Brassica rapa</i> (Turnip rape) - <i>Glycine max</i> (Soya bean) - <i>Helianthus annuus</i> (Sunflower) - <i>Linum usitatissimum</i> (Flax/linseed) - <i>Sinapis alba</i> (White mustard) <p>Fruit propagating material of species covered by the fruit marketing regulations</p> <ul style="list-style-type: none"> - Seed of the following fruit species - <i>Prunus avium</i> (Wild flowering cherry) - <i>Prunus armeniaca</i> (Armenian plum/Ansu apricot) - <i>Prunus cerasus</i> (Sour Cherry) - <i>Prunus domestica</i> (Common plum) - <i>Prunus dulcis</i> (Almond) - <i>Prunus persica</i> (Peach) - <i>Prunus salicina</i> (Chinese/Japanese plum) <p>If <i>Beta vulgaris</i> (beet) seed is being moved to a Protected Zone it will also need to be combined with a PZ plant passport.</p>	<p>Combined PP/Certification</p>

<p>Standard seed of vegetable species</p>	<ul style="list-style-type: none"> - <i>Allium cepa</i> (Onion and shallot) - <i>Allium porrum</i> (Leek) - <i>Capsicum annuum</i> (Peppers) - <i>Phaseolus coccineus</i> (Runner bean) - <i>Phaseolus vulgaris</i> (French beans) - <i>Pisum sativum</i> (Peas) - <i>Solanum lycopersicum</i> (Tomato) - <i>Vicia faba</i> (Broad bean) - If <i>Beta vulgaris</i> (spinach beet, chard, red beet, beetroot) seed is being moved to a Protected Zone it will need a PZ plant passport. 	<p>Standard PP: Standard seed marketed to commercial growers can use a joint label* or provide a separate marketing label and plant passport</p> <p>Small pictorial packets of seed – options are: add a PP label to the packet, print the PP on the packet, for seed going to garden centres/other re-sellers, attach the PP to the outside of the box and for distance sales to final users, include the PP on the delivery note where this is inside the package delivered</p>
<p>Seed of ornamental plants</p>	<p><i>Allium</i> species <i>Capsicum annuum</i> <i>Helianthus annuus</i></p>	<p>Standard PP: Seed marketed to commercial growers can use a joint label* or provide a separate marketing label and plant passport</p> <p>Pictorial packets – options are: add a PP label to the packet, print the PP on the packet, for seed going to garden centres/other re-sellers, attach the PP to the outside of the box and for distance sales to final users, include the PP on the delivery note where this is inside the package delivered</p>
<p>CAC Fruit material</p>	<ul style="list-style-type: none"> - See GOV.UK 	<p>Standard PP: Joint label/document* or provide a separate marketing label/supplier's document and plant passport</p>
<p>All other propagating material not covered above</p>	<ul style="list-style-type: none"> - See guidance on GOV.UK See the general plant passport factsheet on the Plant Health Portal 	<p>Standard PP: Only a plant passport is required</p>

*It should be noted that when a joint label or document is used, the PP must be distinct from other information on that label or document, for example in a separate outlined box.

Annex II

It should be noted that for standard plant passports your plant passport authorisation number should be used in Section B of the plant passport.

For plant passports combined with certification labels, it is your seed registration number that is used.


If you are unsure of which number is the correct one, please contact your local Plant Health & Seeds Inspector.

Example of a standard plant passport

Can be used as standalone label or as joint label.

The size of the PPs, the use of a border line, the proportions of the size of their elements, and the fonts used in the models are only examples. PPs may be square or rectangular.

Further templates are available [here](#) on the Plant Health Portal in the 'Templates' and 'Plant Passport Introductory Guide' documents.

	xxxxx / Plant Passport ¹
A	xxxxx ²
B	XX ³ – xxxxx ⁴
C	xxxxx ⁵
D	XX ^{7 or 8}

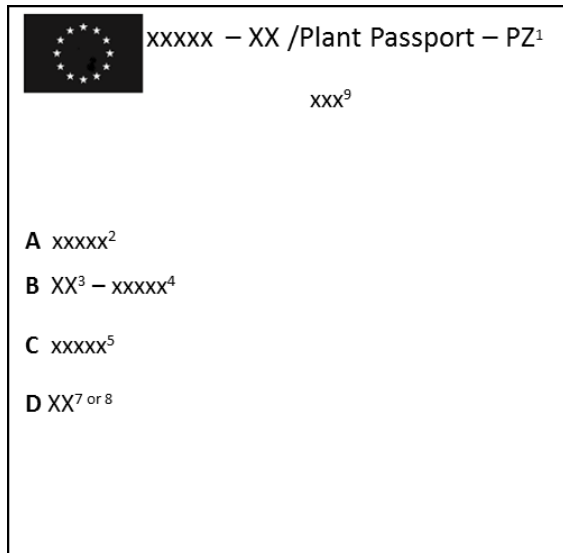
- The words 'Plant Passport'¹
- Botanical names² (A)
- Country code of issuer³ (B)
- Registration number⁴ (B)
- Traceability code⁵ (C)
- Country of origin code (EU Member State or 3rd country)^{7 or 8} (D)
- Barcode or similar (optional)

Example of a standard PP for a Protected Zone

Can be used as standalone label or as joint label.

The size of the PPs, the use of a border line, the proportions of the size of their elements, and the fonts used in the models are only examples. PPs may be square or rectangular.

Further templates are available [here](#) on the Plant Health Portal in the 'Templates' and 'Plant Passport Introductory Guide' documents.

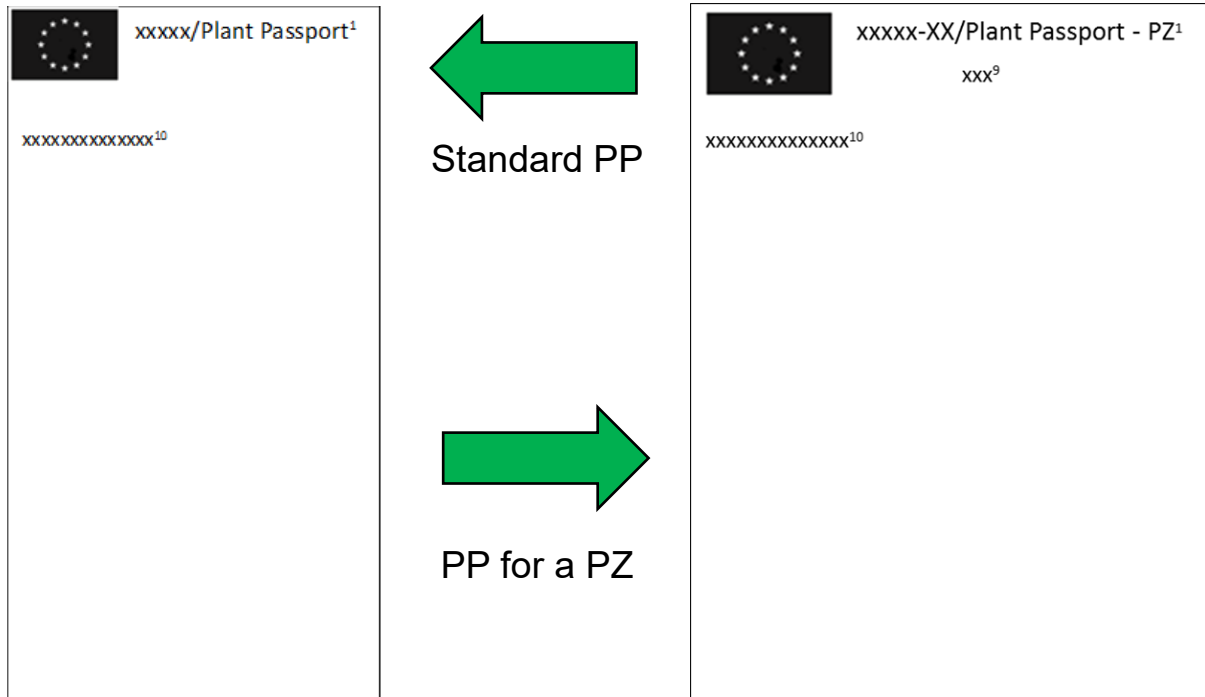


- The words 'Plant Passport -PZ'¹
- Botanical names² (A)
- Country code of issuer³ (B)
- Registration number⁴ (B)
- Traceability code⁵ (C)
- Country of origin code (EU Member State or 3rd country)^{7 or 8} (D)
- Barcode or similar⁶ (optional)
- PZ Code⁹

Example of a combined plant passport and certification label

The size of the PPs, the use of a border line, the proportions of the size of their elements, and the fonts used in the models are only examples. PPs may be square or rectangular.

Further templates are available [here](#) on the Plant Health Portal in the 'Templates' and 'Plant Passport Introductory Guide' documents.



- The words 'Plant Passport'¹
- PZ Code⁹ (if applicable)
- Information needed for certification label¹⁰